

SAMPLE NAME: Crescent Canna 3 oz 3000 mg Freeze Roller

Infused, Non-Inhalable

CULTIVATOR / MANUFACTURER

Business Name:

License Number:

Address:

DISTRIBUTOR / TESTED FOR

Business Name: Crescent Canna

License Number:

Address:



SAMPLE DETAIL

Batch Number: FRTOP_3000_10 05

Sample ID: 210128X014

Date Collected: 01/28/2021

Date Received: 01/28/2021

Batch Size:

Sample Size: 1.0 units

Unit Mass: 90 grams per Unit

Serving Size:



Scan QR code to verify authenticity of results.

CANNABINOID ANALYSIS - SUMMARY

Total THC: Not Detected

Total CBD: 3181.950 mg/unit

Sum of Cannabinoids: 3192.030 mg/unit

Total Cannabinoids: 3192.030 mg/unit

Total THC/CBD is calculated using the following formulas to take into account the loss of a carboxyl group during the decarboxylation step:
 Total THC = $\Delta 9\text{THC} + (\text{THCa} \cdot 0.877)$
 Total CBD = $\text{CBD} + (\text{CBDa} \cdot 0.877)$
 Sum of Cannabinoids = $\Delta 9\text{THC} + \text{THCa} + \text{CBD} + \text{CBDa} + \text{CBG} + \text{CBGa} + \text{THCV} + \text{THCVa} + \text{CBC} + \text{CBCa} + \text{CBDV} + \text{CBDVa} + \Delta 8\text{THC} + \text{CBL} + \text{CBN}$
 Total Cannabinoids = $(\Delta 9\text{THC} + 0.877 \cdot \text{THCa}) + (\text{CBD} + 0.877 \cdot \text{CBDa}) + (\text{CBG} + 0.877 \cdot \text{CBGa}) + (\text{THCV} + 0.877 \cdot \text{THCVa}) + (\text{CBC} + 0.877 \cdot \text{CBCa}) + (\text{CBDV} + 0.877 \cdot \text{CBDVa}) + \Delta 8\text{THC} + \text{CBL} + \text{CBN}$

Moisture: NT

Density: NT

Viscosity: NT

SAFETY ANALYSIS - SUMMARY

$\Delta 9\text{THC}$ per Unit: ✔ PASS

Foreign Material: NT

Water Activity: NT

Vitamin E Acetate: NT

Pesticides: NT

Mycotoxins: ✔ PASS

Residual Solvents: NT

Heavy Metals: ✔ PASS

Microbial Impurities (PCR): ✔ PASS


Microbial Impurities (Plating): NT


For quality assurance purposes. Not a Pre-Harvest Hemp Lab Test Report. These results relate only to the sample included on this report. This report shall not be reproduced, except in full, without written approval of the laboratory.

Sample Certification: California Code of Regulations Title 16 Effect Date January 16, 2019. Authority: Section 26013, Business and Professions Code. Reference: Sections 26100, 26104 and 26110, Business and Professions Code.

Decision Rule: Statements of conformity (e.g. Pass/Fail) to specifications are made in this report without taking measurement uncertainty into account. Where statements of conformity are made in this report, the following decision rules are applied: PASS - Results within limits/specifications, FAIL - Results exceed limits/specifications.

References: limit of detection (LOD), limit of quantification (LOQ), not detected (ND), not tested (NT)


 LQC verified by: Jon Brodie
 Date: 02/04/2021


 Approved by: Josh Wurzer, President
 Date: 02/04/2021



Cannabinoid Analysis

Tested by high-performance liquid chromatography with diode-array detection (HPLC-DAD).

Method: QSP 1157 - Analysis of Cannabinoids by HPLC-DAD

TOTAL THC: Not Detected

Total THC ($\Delta 9$ THC+0.877*THCa)

TOTAL CBD: 3181.950 mg/unit

Total CBD (CBD+0.877*CBDA)

TOTAL CANNABINOIDS: 3192.030 mg/unit

Total Cannabinoids (Total THC) + (Total CBD) + (Total CBG) + (Total THCV) + (Total CBC) + (Total CBDV) + $\Delta 8$ THC + CBL + CBN

TOTAL CBG: <LOQ

Total CBG (CBG+0.877*CBGa)

TOTAL THCV: ND

Total THCV (THCV+0.877*THCVa)

TOTAL CBC: ND

Total CBC (CBC+0.877*CBCa)

TOTAL CBDV: 10.080 mg/unit

Total CBDV (CBDV+0.877*CBDVa)

CANNABINOID TEST RESULTS - 02/02/2021

COMPOUND	LOD/LOQ (mg/g)	MEASUREMENT UNCERTAINTY (mg/g)	RESULT (mg/g)	RESULT (%)
CBD	0.004 / 0.011	±1.6935	35.355	3.5355
CBDV	0.002 / 0.012	±0.0059	0.112	0.0112
CBG	0.002 / 0.006	N/A	<LOQ	<LOQ
$\Delta 9$ THC	0.002 / 0.014	N/A	ND	ND
$\Delta 8$ THC	0.01 / 0.02	N/A	ND	ND
THCa	0.001 / 0.005	N/A	ND	ND
THCV	0.002 / 0.012	N/A	ND	ND
THCVa	0.002 / 0.019	N/A	ND	ND
CBDA	0.001 / 0.026	N/A	ND	ND
CBDVa	0.001 / 0.018	N/A	ND	ND
CBGa	0.002 / 0.007	N/A	ND	ND
CBL	0.003 / 0.010	N/A	ND	ND
CBN	0.001 / 0.007	N/A	ND	ND
CBC	0.003 / 0.010	N/A	ND	ND
CBCa	0.001 / 0.015	N/A	ND	ND
SUM OF CANNABINOIDS			35.467 mg/g	3.5467%

Unit Mass: 90 grams per Unit

$\Delta 9$ THC per Unit	1120 per-package limit	ND	PASS
Total THC per Unit		ND	
CBD per Unit		3181.950 mg/unit	
Total CBD per Unit		3181.950 mg/unit	
Sum of Cannabinoids per Unit		3192.030 mg/unit	
Total Cannabinoids per Unit		3192.030 mg/unit	

MOISTURE TEST RESULT

Not Tested

DENSITY TEST RESULT

Not Tested

VISCOSITY TEST RESULT

Not Tested





Mycotoxin Analysis

Mycotoxin analysis utilizing high-performance liquid chromatography-mass spectrometry (HPLC-MS).

Method: QSP 1212 - Analysis of Pesticides and Mycotoxins by LC-MS

MYCOTOXIN TEST RESULTS - 02/04/2021 ✔ PASS

COMPOUND	LOD/LOQ (µg/kg)	ACTION LIMIT (µg/kg)	MEASUREMENT UNCERTAINTY (µg/kg)	RESULT (µg/kg)	RESULT
Aflatoxin B1	2.0 / 6.0		N/A	ND	
Aflatoxin B2	1.8 / 5.6		N/A	ND	
Aflatoxin G1	1.0 / 3.1		N/A	ND	
Aflatoxin G2	1.2 / 3.5		N/A	ND	
Total Aflatoxin		20		ND	PASS
Ochratoxin A	6.3 / 19.2	20	N/A	ND	PASS




Heavy Metals Analysis

Heavy metal analysis utilizing inductively coupled plasma-mass spectrometry (ICP-MS).

Method: QSP 1160 - Analysis of Heavy Metals by ICP-MS

HEAVY METALS TEST RESULTS - 02/04/2021 ✔ PASS

COMPOUND	LOD/LOQ (µg/g)	ACTION LIMIT (µg/g)	MEASUREMENT UNCERTAINTY (µg/g)	RESULT (µg/g)	RESULT
Cadmium	0.02 / 0.05	0.5	N/A	ND	PASS
Lead	0.04 / 0.1	0.5	N/A	ND	PASS
Arsenic	0.02 / 0.1	1.5	N/A	ND	PASS
Mercury	0.002 / 0.01	3	N/A	ND	PASS



Microbial Impurities Analysis

PCR AND PLATING

Analysis conducted by polymerase chain reaction (PCR) and fluorescence detection of microbial impurities.

Method: QSP 1221 - Analysis of Microbial Impurities

MICROBIAL IMPURITIES TEST RESULTS (PCR) - 02/04/2021 ✔ PASS

COMPOUND	ACTION LIMIT	RESULT	RESULT
Shiga toxin-producing <i>Escherichia coli</i>	Detect	ND	PASS
<i>Salmonella</i> spp.	Detect	ND	PASS
<i>Aspergillus fumigatus</i>		NT	
<i>Aspergillus flavus</i>		NT	
<i>Aspergillus niger</i>		NT	
<i>Aspergillus terreus</i>		NT	

Analysis conducted by 3M™ Petrifilm™ and plate counts of microbial impurities.

Method: QSP 6794 - Plating with 3M™ Petrifilm™

MICROBIAL IMPURITIES TEST RESULTS (PLATING)

COMPOUND	RESULT (cfu/g)
Aerobic Plate Count	NT
Total Yeast and Mold	NT

NOTES

Photo provided by client.

